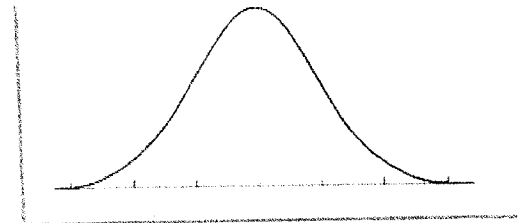

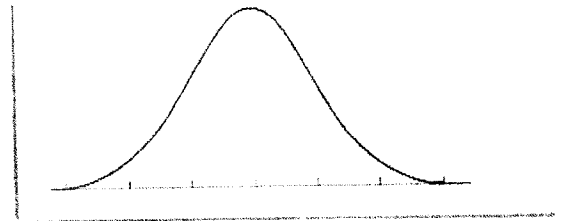

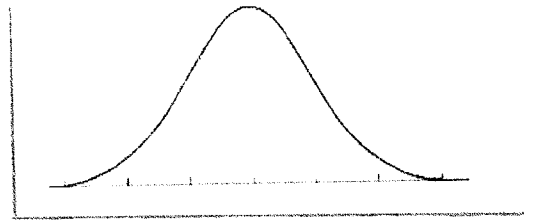
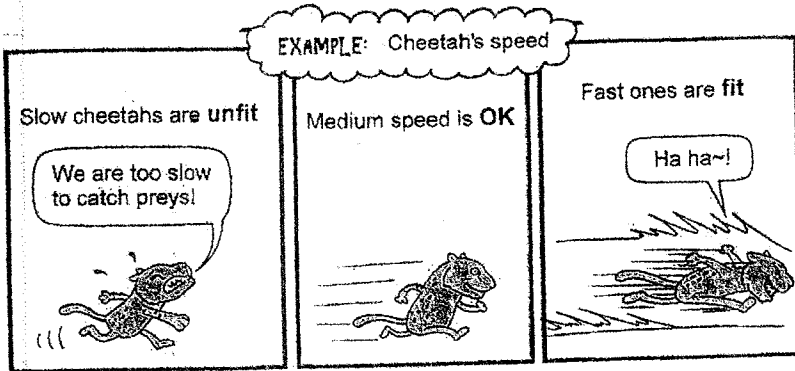


Graphing Types of Natural Selection

Read the cartoon and decide which type of natural selection the example represents: **Disruptive**, **Stabilizing** or **Directional**. Label the graph and the axes. Draw the correct shape of the graph. Answer the questions and color the cartoon.



1. If I am a ground hog, what would the most likely size of my great "grand-hog" be? Explain why?
2. Explain the long term selection effect on cheetah populations if in the future, they only preyed on birds.
3. If the environmental conditions in the moth population remain the same, what will the moth population look like in 100 years?

What might happen to this species?