



Urinary System- Lab


Diagram, Label, and Color the Excretory System Overview (36.6a)




Diagram, Label, and Color the Structure of the Kidney (36.7a)



Diagram, Label, and Color Nephron Anatomy (36.8a)



Diagram, Label, and Color Reabsorption of Salt and Water (36.10)



Three Phases of Urine Formation

Phase	Description	Substances/Ions Involved

Self-Test (write out entire sentence with answer):

1. _____
2. _____
3. _____
4. _____
5. _____
6. _____
7. _____
8. _____
9. _____
10. _____