



Urinary System- Lab

Diagram, Label, and Color the Excretory System Overview (580a)



Diagram, Label, and Color the Structure of the Kidney (581a)



Diagram, Label, and Color Nephron Location (582b)



Diagram, Label, and Color Nephron Structure (582d)



Diagram, Label, and Color Nephron Functions (584)






Diagram Label, and Color Urine Formation (591)



Identify, Diagram, and Label the Internal Structures of your Dissected Kidney



Dissection Identification for Pins:

1. _____
2. _____
3. _____
4. _____
5. _____
6. _____
7. _____
8. _____
9. _____
10. _____

Self Quiz:

- 1. _____
- 2. _____
- 3. _____
- 4. _____
- 5. _____
- 6. _____
- 7. _____
- 8. _____
- 9. _____
- 10. _____